







Zecotek Photonics Inc.



MAPD Photo-Detectors



Detector and Scintillator Arrays for PET



Visible Fiber Lasers

Management's Discussion & Analysis

For the quarter ended
January 31, 2013

Table of Contents

Forward-Looking Statements	3
Company Overview	3
Patent Portfolio	5
Corporate Strategy	7
Recent Business Activities	7
Selected Annual Information	11
Results of Operations	12
Summary of Quarterly Results	13
Share Capital	15
Subsequent Event	15
Financial Instruments	16
Contractual Obligations	16
Additional Information	17

MANAGEMENT DISCUSSION AND ANALYSIS

April 1, 2013

This Management's Discussion and Analysis ("MD&A") of Zecotek Photonics Inc. (the "Company") is dated April 1, 2013. MD&A should be read in conjunction with the Company's audited consolidated financial statements and accompanying notes for the first quarter ended January 31, 2013. The unaudited interim consolidated financial statements are prepared in accordance with International Financial Reporting Standards. All dollar amounts are expressed in Canadian dollars except where noted. The parent company's accounts are maintained in Canadian dollars. The business activities of the Company, carried out through its subsidiaries in Singapore are conducted primarily in Singapore dollars. The rate of exchange on January 31, 2013 as reported by the Bank of Canada, for the conversion of one Singapore dollar into Canadian dollars was \$0.8073.

Forward-Looking Statements

This discussion may contain forward-looking statements, including statements regarding the business and anticipated financial performance of the Company, which involve risks and uncertainties. These risks and uncertainties may cause the Company's actual results to differ materially from those contemplated by the forward-looking statements. Factors that might cause or contribute to such differences include, among others, Company's ability to successfully complete new product development along the timelines expected; the Company's need for funds to achieve its goals and uncertainties as to the availability and cost of funding; uncertainty as to the continued and future demand for the Company's products; the development of competing technologies and the possibility of increased competition; and other economic trends and conditions in the markets that the Company and its customers serve; and the effect of the risks associated with technical difficulties or delays in product introductions, improvements, implementation, product development, product pricing or other initiatives of the Company and its competitor. Investors are also directed to consider the other risks and uncertainties discussed in the Company's required financial statements and filings. All other companies and products listed herein may be trademarks or registered trademarks of their respective holders.

Company Overview

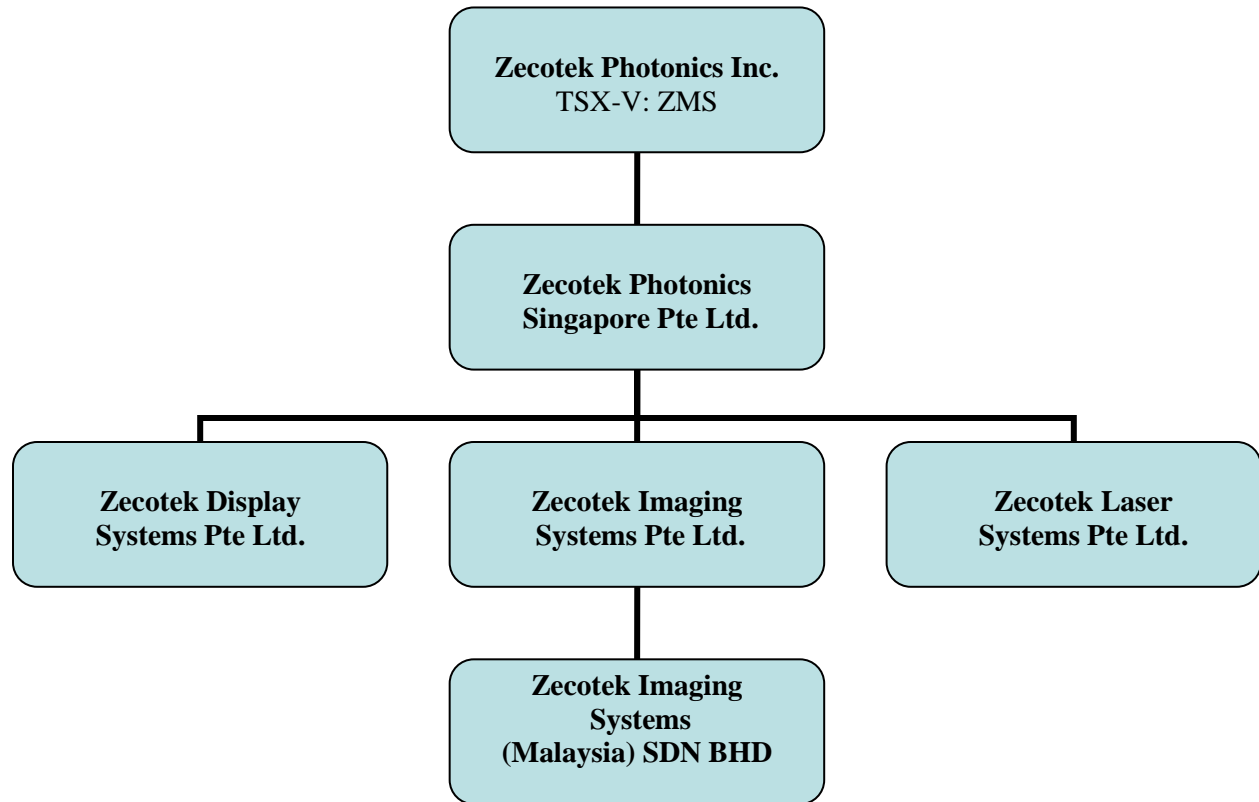
Zecotek Photonics Inc. develops leading-edge photonics technologies and products for commercial and research applications in many different markets: medical, bio-science, high-energy physics, pharmaceutical research, material processing, engineering and industrial design and multi-media.

Founded in 2004, the Company has focused on building shareholder value by securing a strong intellectual property portfolio, completing the development of unique technologies for targeted markets and pursuing the optimum commercialization strategy.

Zecotek Photonics Inc. has three operational subsidiary companies: Zecotek Imaging Systems Pte Ltd. (ZIS); Zecotek Display Systems Pte Ltd. (ZDS); and Zecotek Laser Systems Pte Ltd. (ZLS). All of these subsidiary companies are incorporated in Singapore and owned by Zecotek Photonics Singapore Pte.Ltd., a holding company. Each operational subsidiary is autonomous, in the sense that each has its own patent portfolio and management team..

Zecotek’s corporate headquarters is located in Vancouver, B.C. It is a Canadian public company trading on the TSX Venture Exchange under the symbol “ZMS” and on the Frankfurt Stock Exchange under the trading symbol “W1F”. The Company’s website is www.zecotek.com.

Company Structure



Zecotek Imaging Systems Pte Ltd. (ZIS)

ZIS has research laboratory facilities in Singapore and Moscow, where it has developed its patented lutetium fine silicate (LFS) scintillation crystals and solid-state [Micro-pixel Avalanche Photo Diodes \(MAPD\)](#) photo-detectors. It works in partnership with the University of Washington in Seattle, on the integration of PET/MRI for imaging and pharmaceutical research. The focus of the partnership is the integration of a compact design for imaging of specific organs while offering an ideal diagnostic modality.

The LFS crystal and the MAPD are central components for high-resolution PET scanners for medical diagnostics and treatment. They are also key devices to high energy physics experiments, specifically the Large Hadron Collider at CERN, Switzerland and the Linear Accelerator at Fermi Lab, USA. CERN and Fermi Lab have subcontracted ZIS to complete the development of a new version of ZIS’s MAPD with specific parameters for their main new particle detection programs.

Zecotek Display Systems Pte Ltd. (ZDS)

ZDS scientists have developed and demonstrated a colour, 32-inch 3D display prototype that offers multiple viewers with true volumetric visualization while exhibiting depth and parallax without the use of external glasses. ZDS’s Real-Time 3D2D Display is a novel, patented display system for the visualization of images and data, which has been developed in-house by Zecotek’s scientific team and technical staff and does not rely

on any licensed intellectual property. All intellectual property is owned and controlled by Zecotek. The Zecotek 3D display technology has been granted US and Australian Patents under PCT.

Based on the auto stereoscopic principle, but with patent pending innovation, it represents a new generation of 3D displays. It has the capability of simultaneously presenting to multiple users both 3D and 2D images on the same screen with separate views and at different viewing angles. Its design provides for multi-users, multi-views, freedom of movement, high resolution in both 3D and 2D modes, superior image dynamic range in 2D mode, 2D and 3D simultaneous displays, common brightness, compatibility with existing applications and cost competitiveness at all stages of adoption and levels of application.

The 3D display system provides for viewing a volumetric representation without eye strain. The viewing of such 3D images does not require the use of any supplementary means such as glasses, does not drastically limit the position of the viewer with respect to the display, and allows simultaneous viewing of the 3D display by many viewers from a relatively wide field of view.

Zecotek Laser Systems Pte Ltd. (ZLS)

ZLS has a joint laboratory with Inversion Fiber/Novolaser for the integration of tuneable fiber lasers in the visible spectrum. The tuneable visible fiber laser technology platform is now complete and lasers based on the platform have a large area of application in medicine, fundamental research, inspection and other industries. These lasers provide unique output wavelengths and wide tuning range and are specially suited for bio-medical applications using fluorescent techniques, such as gene sequencing, proteomics, scanning laser microscopy and flow cytometry. In these applications they can replace conventional laser types with sub-optimal wavelengths and provide a unified fiber laser platform covering the majority of the visible spectrum. Zecotek's tuneable fiber lasers are able to replace several units of different configurations and modes of operation conventionally used in bio-medical research equipment, such as flow cytometry machines used in pharmaceutical drug discovery. Zecotek technology and products have been endorsed by tests independently conducted by the U.S. National Institute of Health (NIH).

ZLS has focused its efforts on those lasers that have unique commercial, technical and value-added features and present less resistance to market entry.

Zecotek Key Product Summary

- Patented LFS family of advanced scintillation materials;
- Patent-pending MAPD solid-state high-sensitivity photo-detector;
- Patented and patent-pending DOI-enabled scintillation detectors for PET imaging;
- Patented and patent-pending Mini PET/MRI technology;
- Patented and patent-pending 3D/2D auto-stereoscopic multiple-view display;
- Patented and patent-pending widely tunable fiber lasers in the visible spectrum;

Patent Portfolio

As a result of internal technology development, patent acquisitions and licensing partnerships, the Company's patent portfolio has continued to grow in numbers and technological diversity. As of July 31, 2012, Zecotek owned title to or controlled more than 50 patents and applications.

The following table lists the key patents in Zecotek's patent portfolio.

Key Technology	Patent/App. No	Date Filed	Jurisdiction	Status
LFS scintillation crystals	7,132,060	21-07-05	US	Granted
	2242545	04-11-03	RU	Granted
	PCT/RU2004/000094	12-03-04	PCT, AU, CA, CN, EA, DE, FR, GB, IN, JP, NL	Granted
	1493/KOLNP/2006	12-03-04	IN	Pending
Semiconductor photo-detectors (MAPD)	2316848	01-06-06	RU	Granted
	PCT/RU2007/000287	31-05-07	PCT, AU, CA, EP, IN, JP, KR, MY, SG	Pending
	200780024920.5	31-05-07	CN	N. of Allowance
	200808979-9	31-05-07	SG	Granted
	12/034,603	20-02-08	US	Pending
	61/532,904	09-09-11	US	Pending
PET imaging technologies	7,956,331	27-10-08	US	Granted
	13/232,944	14-09-11	PCT, US	Pending
	PCT/US2009/062108	26-10-09	PCT, US	Pending
	12/544,174	19-08-09	US	Pending
	8,003,948	03-11-08	US	Granted
	PCT/US2008/082273	03-11-08	PCT, AU, CA, EP, JP, KR, CN, EA, IN	Pending
	PCT/US2009/061600	22-10-09	PCT, US	Pending
13/213,007	18-08-11	US	N. of Allowance	
Visible fiber lasers	12/182,951	30-07-08	PCT, US, CA	Pending
	2006119198	02-06-06	RU	Granted
Thin-film waveguide lasers	11/858,857	20-09-07	PCT, US	Pending
	12/851,427	05-08-10	PCT, US	Pending
Solid-state lasers	12/881,033	13-09-10	US	Pending
3D displays	7,944,465	27-02-06	US, CA, AU	Granted
	13/108,249	16-05-11	US	Pending
	11/769,672	27-06-07	US	N. of Allowance
	PCT/IB2007/003309	07-11-07	PCT, CN, IN, JP, KR	Pending
	201070065	07-11-07	EA	N. of Allowance
	7825562.7	07-11-07	EP	N. of Allowance
	61/586,809	15-01-12	US	N. of Allowance

Zecotek's research and development success depends on having a quality portfolio of patents, which are not only technically valuable, but are properly filed and maintained in appropriate jurisdictions. The Company maintains a balanced mix of internal and external patent administration and devotes a significant effort to the administration of its portfolio, ensuring that any applications are duly filed in appropriate jurisdictions.

Corporate Strategy

Since Zecotek's formation in 2004, it has developed and acquired a significant technology based intellectual property portfolio protected by patents issued or filed worldwide. Furthermore, the Company has integrated a number of technologies into value-added components and products which it has manufactured in limited production runs.

Zecotek's core business strategy is to commercialize photonic products and technologies through strategic alliances with major corporations. The central objective is to enter growth markets with products featuring competitive costs and performance superiority – leading to above average profits and shareholder returns.

Zecotek brings leading-edge photonics technologies to alliances while corporate partners bring their existing product development, marketing, manufacturing and distribution resources. The product delivery vehicle will be generally a joint venture, structured to clearly identify each partner's contributions, efficiently manage project costs, preserve each partner's IP rights, enable investment by third parties and minimize time to market.

Recent Business Activities

Patents

Zecotek Imaging Systems Pte Ltd., a wholly owned subsidiary has filed legal action in United States Federal District Court in Los Angeles against defendants Saint-Gobain Corporation and Philips for infringement of Zecotek's U.S. Patent Number 7,132,060. The patent covers the substances and chemical formulations used to grow lutetium fine silicate (LFS) scintillation crystals which are characterized by their combined high light yield and ultra-fast decay times and are typically used in medical scanning devices. The lawsuit alleges that Saint-Gobain's LYSO crystals infringe Zecotek's patent, and that Philips infringes by using those crystals in the PET scanners it sells. Due to the fundamental nature of the patent, management believes that the damages caused by the alleged infringement may be substantial. The Company is diligently pursuing the lawsuit and has retained a dedicated and experienced patent lawyer.

In January 2013 Zecotek received a Notice of Allowance for improved data-processing electronics for positron emission tomography (PET) scanning devices. The patent allowance represents another important step as the Company focuses on strengthening its patent portfolio specific to PET technology and associated components. Zecotek remains the only company in the world to own all key elements for a high performance PET scanner in one organization.

In August 2012 Zecotek received Notice of Allowance from the Chinese State Intellectual Property Office for its Micro-channel Avalanche Photodiode (MAPD) solid-state photo detector. The Chinese Notification for Patent is the second patent granted for the MAPD solid-state photo detector. The first patent was granted by Russia in March 2008. Patents have been filed and are pending in other jurisdictions including the United States.

In July 2012 Zecotek received a Notification for Patent Registration Formalities from the Chinese State Intellectual Property Office for the 3D/2D switchable optical imaging system of the glasses-free 3D auto-stereoscopic display system. This adds to the United States Patent Office Notice of Allowance, and the Eurasian Patent Office Notification on Readiness to Grant a Eurasian Patent, received in May 2012, by the Company, for its 3D/2D switchable optical imaging system for its glasses-free 3D auto-stereoscopic display system. These notices add to the other global patents, including U.S. patent number 7,944,465 covering

Zecotek's glasses-free 3D auto-stereoscopic display system, as the Company moves to fully commercialize its innovative 3D technology and other photonics technology.

In August 2012 the United States Patent Office has issued a Notice of Allowance covering a method of data acquisition for positron emission tomography (PET) scanning devices. The data acquisition board and readout system are an important component of PET scanning devices. Zecotek, as principal financier and development partner of various imaging components with the University of Washington, radiology department, has the exclusive license rights for a method of data acquisition and design boards to be used in new generation PET scanners.

The European Organization for Nuclear Research (CERN)

CERN is one of the world's largest and most respected centres for scientific research and has become a very important partner of Zecotek. At CERN some of the world's largest and most complex scientific instruments are being used to study the basic constituents of matter and Zecotek's imaging technologies are playing an increasing role.

In early 2012, following an extensive test bench study on the characteristics of Zecotek's patented third generation Micro-pixel Avalanche Photo Diodes (MAPD-3N) conducted by the University of Bergen in Norway, and after completing a 40 day heavy ion experiment with 320 channels of MAPD-3A readout, CERN ordered the MAPD-3N for two projects: the ALICE Experiment and the NA61 Experiment.

These and other experiments at CERN are demanding higher energies than ever before and require five key parameters for photo detectors: low cost, high photo-detection efficiency, very high linearity, significant radiation hardness, and a low recovery time. Zecotek's solid-state MAPD-3N photo detectors meet all of the parameters including an optimum low recovery time, which has been fine tuned to a level commanded by all CERN experiments.

In December 2012, Zecotek announced that the COMPASS experiment at CERN has selected the Company's solid-state MAPD-3N photo detectors, for the multi-purpose experiment in high-energy physics taking place at CERN's Super Proton Synchrotron accelerator located in Switzerland. The MAPD-3N will be used in the electromagnetic calorimeter.

There are six CERN experiments using Zecotek's solid-state MAPD photo detectors:

- The Alice Experiment,
- The NA612 Experiment,
- The Swiss Federal Institute of Technology,
- The Joint Institute for Nuclear Research,
- The Compact Muon Solenoid Experiment,
- The Compass Experiment.

Sales/Partnerships

In February 2013 Zecotek announced that it had received an additional order for its patented Lutetium Fine Silicate (LFS) scintillation crystals from a positron emission tomography (PET) original equipment manufacturer (OEM) based in Japan. The LFS scintillation crystals are to be installed in a PET Crystal Module and used in a trial PET scanning device. This is a follow-up order to previously announced trial orders received from a PET OEM and a radiation detection OEM based in Japan. The PET Crystal Module units are used in PET medical scanners manufactured in South Korea.

In January 2013 Zecotek announced it had received trial orders for its patented Lutetium Fine Silicate (LFS) scintillation crystals from a positron emission tomography (PET) original equipment manufacturer (OEM) and a radiation detection OEM based in Japan. Trial orders represent an important opportunity for Zecotek as each PET scanner requires a large number of scintillation crystals which make up a significant portion of the cost of each device.

In July 2012 Zecotek announced the selection of the National NanoFab Center (NNFC) to manufacture its patented Micro-channel Avalanche Photodiode (MAPD) solid-state photo detector arrays. The NNFC is a world class nanotechnology and semiconductors center, located in Daejeon City, Korea, approximately 150 km from Seoul. The NNFC has the manufacturing and technological capabilities to meet the growing market demand for MAPD and to provide technical support and service for future MAPD upgrades.

In February 2012 Zecotek announced a joint development agreement with NuCare Medical Systems of Seoul, Korea to integrate a high performance positron emission tomography (PET) medical scanning device using Zecotek's patented LFS scintillation crystals, solid-state MAPD photo detectors and a new data acquisition board and readout system. This followed the announcement in November 2011 when NuCare ordered Zecotek's patented LFS scintillation crystals and arrays for use in a non-destructive assay system and the development of a new positron emission tomography (PET) system. NuCare is known for its innovation in product design and specializes in products in the area of nuclear medical imaging.

In November 2011 Zecotek selected the Beijing Opto-Electronics Technology Co. Ltd. (BOET) to grow and commercialize all versions of its patented LFS scintillation crystals. Founded in 2001, BOET has become a leader in the photonics industry and specializes in the growing, cutting, polishing and the large scale production of crystals. Zecotek selected BOET as its partner as it is known for its competitive cost, continuity of supply and security of intellectual property. BOET is a subsidiary of North-China Research Institute of Electronics-Optics and is partially owned by the Chinese government. It has worked with a number of Canadian companies and other international companies.

In August 2011 a Japanese manufacturer ordered Zecotek's patented LFS scintillation crystals and patented MAPD solid-state photo detectors for trial use in radiation dosimeters. Radiation dosimeters, which are used to measure an individual's or object's exposure to ionizing radiation, can benefit from the unique properties of the LFS scintillation crystals and MAPD photo detectors, providing for devices of higher sensitivity, lower manufacturing costs and less vulnerable to high levels of radiation. Orders have also been received from a European device developer for a similar application in the detection of x-rays in medical, scientific and industrial use.

Research & Development & Other Activities

In January 2013 Zecotek announced that it had successfully completed the functional design concept of an Integrated Detector Module (IDM). The IDM is a patent pending layered structure made of three principle components: an array of LFS scintillation crystals, an array of MAPD solid-state photo detectors, and a readout system. It is a cost effective and scalable design, ideal for new positron emission tomography scanner configurations and various types of gamma cameras.

In December 2012 Zecotek reported that the National NanoFab Center (NNFC) had resolved the most important technological aspects related to the mass production of its upgraded MAPD solid-state photo detector. For the past several years, the positron emission tomography (PET) medical imaging and high-energy physics industries have been progressively revising their requirements for a new class of photo detectors. The demand for timely, cost effective and higher performance PET scanners by the medical sectors

as well as the most recent results achieved at CERN, have dictated a challenging upgrade of the photo detector parameters. Zecotek's versatile and scalable MAPD design and NNFC's advanced expertise have allowed for the optimization of recovery time for CERN applications and timing resolution for the new PET scanner configurations.

Zecotek was one of five Canadian companies selected to participate in the Canadian Technology Showcase held on Thursday, February 9, 2012 in Vancouver, BC. The Canadian Technology Showcase was organized by Foreign Affairs and International Trade Canada to highlight Canadian technologies for visiting senior executives from Sony Corp. of Japan. Zecotek presented its patented glasses-free 3D display technology.

In October 2011 LFS-8, the newest version of LFS scintillation crystals, were successfully tested by the University of Washington and by researchers affiliated to CERN. Test results show Zecotek's LFS-8 crystals have achieved an extremely fast decay constants ranging between 15 and 25 nanoseconds depending on chemical compositions with energy resolutions between 7% and 9%. Competing lutetium oxide crystals have structural decay times of no less than 40 nanoseconds, making the LFS-8, by far, the fastest existing scintillation crystal based on lutetium oxide material. This patented formulation is of significant importance to OEM's developing time-of-flight PET scanners for high accuracy imaging. Zecotek's LFS crystals are also characterized by high radiation hardness, making the LFS a prime candidate for high energy physics experiments.

Financings

On March 28, 2013, the Company announced a non-brokered private placement of 3,611,111 units of the Company at a price of \$0.36 per unit, for gross proceeds of \$1,300,000. Each unit consists of one common share and one half of one share purchase warrant. Each whole warrant entitles the holder to acquire one common share at an exercise price of \$0.50 per share for a period of 24 months. The warrant's exercise period will automatically accelerate if the common shares of the Company trade above \$1.00 for a period of 10 consecutive trading days.

The Company will pay a finder's fee equal to 7% of the gross proceeds of the sales of the shares and issued 252,778 non-transferable finder's warrants. Each finder's warrant is to entitle the holder to purchase one share at a price of \$0.50 for a period of 24 months after the date that the private placements closed. All shares and warrants are to be subject to a four-month hold period.

In January 2013 the Company amended the terms of 4,450,000 and 1,686,500 warrants issued to subscribers of a private placement which closed on February 8, 2011 and February 17, 2011. The Company re-priced the exercise price of the subscriber warrants to \$0.55 per common share from the initial exercise price of \$0.70, and extended the expiry date to February 8, 2015 and February 17, 2015. The exercise period automatically accelerates if the common shares of the Company trade at \$1.00 or greater for a period of 10 consecutive trading days.

On November 30, 2012 the Company completed the second tranche of share subscription agreements. Under the agreements, the subscribers purchased 944,444 units of the Company at a price of \$0.36 per unit, for gross proceeds of \$340,000. Each unit consists of one common share and one half of one share purchase warrant. Each whole warrant entitles the holder to acquire one common share at an exercise price of \$0.50 per share for a period of 24 months. The exercise period of the warrants is to be accelerated if certain conditions are met.

The Company paid a finder's fee for the second tranche equal to 7% of the gross proceeds of the sales of the shares and issued 46,666 non-transferable finder's warrants. Each finder's warrant is to entitle the holder to purchase one share at a price of \$0.50 for a period of 24 months after the date that the private placements closed. All shares and warrants are to be subject to a four-month hold period.

On September 18, 2012 the Company completed the first tranche of share subscription agreements. Under the agreements, the subscribers purchased 4,280,000 units of the Company at a price of \$0.36 per unit, for gross proceeds of \$1,540,800. Each unit consists of one common share and one half of one share purchase warrant. Each whole warrant entitles the holder to acquire one common share at an exercise price of \$0.50 per share for a period of 24 months. The exercise period of the warrants is to be accelerated if certain conditions are met.

The Company paid a finder's fee for the first tranche equal to 7% of the gross proceeds of the sales of the shares and issued 299,600 non-transferable finder's warrants. Each finder's warrant is to entitle the holder to purchase one share at a price of \$0.50 for a period of 24 months after the date that the private placements closed. All shares and warrants are to be subject to a four-month hold period.

Selected Annual Information

The Company's fiscal year end is July 31. Certain of the comparative figures in the following table have been reclassified to conform to the presentation adopted for 2012.

In addition, certain comparative figures below have been restated as a result of the Company adopting International Financial Reporting Standards (IFRS). A reconciliation of GAAP to IFRS is available in Note 17 of the audited consolidated financial statements for the year ended July 31, 2012.

	Audited Year Ended July 31, 2012	Audited Year Ended July 31, 2011	Audited Year Ended July 31, 2010 ⁽¹⁾
Revenue	\$ 36,535	\$ 57,659	\$ 67,848
Net loss for the year	\$ (5,162,088)	\$ (4,955,534)	\$ (8,088,197)
Net loss per share	\$ (0.08)	\$ (0.08)	\$ (0.13)
Total assets	\$ 722,918	\$ 3,323,166	\$ 508,678
Total long-term liabilities	\$ 1,079	\$ 8,889	\$ 15,263
Cash dividends declared	Nil	Nil	Nil

(1) Represents Canadian GAAP figures.

Results of Operations

Net Loss

The Company recorded a net loss of \$844,210 or \$0.01 per share in the second quarter of 2013, compared with \$1,575,349 or \$0.02 per share in the same period of 2012, a decrease of 47%. The decrease in the loss for the year is due to managing and controlling the administrative and overhead costs.

Revenue

Revenues amounted to \$13,701 in the second quarter of 2013 compared to \$28,545 in the same period in 2012. The revenues are from the sales of MAPD transistor packages and LFS scintillation crystals (imaging division) to major companies and organizations that are increasingly testing our products for potential larger scale ramp-up. As the Company has limited sales, revenue fluctuates significantly due to timing of sales.

Operating, General and Administrative Expenses

IFRS requires the presentation of expenses in the statement of operations either by nature of expense or by function. The Company has chosen to present expenses based on the function of each expense rather than the nature of each expense. As a result, stock based compensation, depreciation of capital assets and foreign currency gains and losses are no longer separately presented on the statement of loss and comprehensive loss. Instead, stock based compensation and depreciation of capital expenses have been split between general and administrative expenses and research and development expenses. Foreign exchange gains and losses on translation of foreign operations are now presented as part of other comprehensive loss.

Operating, General and administrative ("G&A") expenses amounted to \$756,727 in the second quarter of 2013, compared with \$1,338,852 in the same period of 2012, representing a decrease in costs of 44%. For the six months ended January 31, 2013 the G&A expenses amounted to \$1,369,930 as compared to \$2,277,917 for the same period in 2012, representing a decrease of 40%. This is due to cutbacks in operating expenses including office, administrative and traveling costs.

Increases or decreases in specific categories for the second quarter of fiscal year 2013 are:

1. Consulting and other professional fees –decreased 12% from \$277,164 to \$243,547 primarily due to decrease in consultants.
2. Insurance –increased 11% from \$5,111 to \$5,674 due to increase in insurance premium.
3. Office and General – decreased 16% from \$44,793 to \$37,415 mainly due to decrease in administrative costs.
4. Marketing and promotion – decreased 74% from \$19,091 to \$4,965. This is due to the decrease in marketing activities.
5. Rent – decreased 39% from 62,781 to 38,164 due to lower rents in the new office.
6. Salaries and benefits –decreased 7% from \$ 308,982 to 287,089. There has not been any significant change in the staffing levels and remuneration.
7. Travel –decreased 74% from \$69,442 to \$18,264 due to due to increased usage of information and communication technology.

Research and Development Expenses

Research and development ("R&D") expenses amounted to \$101,184 in the second quarter of 2013, compared with \$265,042 in the second quarter of 2012, representing a decrease in costs of 62%. For the six months ended January 31, 2013 the R&D expenses decreased 26% from \$697,532 to \$321,405 in the same period in 2012.

The focus of the research and development projects that are still being currently carried out in Zecotek laboratories are to meet the specifications required by the OEM and adapting and improving our technologies for different applications demanded by the market.

Stock-based Compensation

Stock-based compensation expenses amounted to \$109,581 in the second quarter of 2013, compared with \$567,625 in the same period of 2012. For the six months of 2012, stock-based compensation amounted to \$263,781 compared to \$930,508 for the same period in 2012. The 71% decrease is due to the few options granted over time to certain officers, consultants and directors.

Amortization of property and equipment

Amortization expense for the second quarter of 2013 increased to \$15,172 from \$9,155 in the same period of 2012, an increase of 65%. For the six months ended January 31, 2013, the amortization expense amounted to \$27,926 as compared to \$15,588 reflecting a decrease of 79%. The variances are due to the acquisition of property and equipment (leasehold improvements), accelerated depreciation methods used by the Company and change in foreign exchange rates.

Amortization of patent costs

Amortization expense for the second quarter of 2013 decreased from \$7,243 to \$5,164 in the same period of 2012 representing an increase of 29%. For the six months ended January 31, 2013, the amortization expense amounted to \$11,973 as compared to \$13,625 reflecting an decrease of 14%. There is not much change in the amortization of patent costs as all the current patent costs incurred are being expensed.

Compensation Waivers

In March of 2011, the Company entered into agreements with certain of its consultants, directors and employees (the "individuals"). Under these agreements, the individuals waived salaries and fees owed to them totaling \$1,113,455 in favour of bonus payments of the same amounts, which are to be paid upon certain triggering events, including a sale of substantially all of the assets of the Company, or the shares of the Company, commercialization of any of the technologies of the Company, a public listing of shares of a subsidiary of the Company, or cash inflows exceeding \$3,000,000 in any three month period.

The liability for this compensation will remain included in accounts payable and accrued liabilities until such time as it can be determined that the liability is legally extinguished or that the Company's obligation to pay is unlikely.

Related party transactions

The Company undertook various transactions with related parties as detailed out in Note 9 of the interim consolidated financial statements for the second quarter ended January 31, 2013. These transactions were measured at the exchange amounts which are the amounts of consideration established and agreed upon by the related parties.

Summary of Quarterly Results

The following table is a summary of the unaudited consolidated operating results of the Company presented in accordance with IFRS for the last eight quarters. Certain of the comparative figures in the following table have been reclassified to conform to the presentation adopted for 2013.

Quarters ended (unaudited)	January 31 2013	October 31 2012	July 31 2012	April 30 2012
Revenue	\$13,701	\$-	\$2,715	\$3,514
Net loss	\$844,210	\$833,424	\$1,090,450	\$1,126,499
Loss per share	\$0.01	\$0.01	\$0.02	\$0.02
Quarters ended (unaudited)	January 31 2012	October 31 2011	July 31 2011	April 30 2011
Revenue	\$28,545	\$1,761	\$28,442	\$2,037
Net loss	\$1,575,349	\$1,369,793	\$2,710,702	\$1,117,173
Loss per share	\$0.02	\$0.02	\$0.04	\$0.02

Liquidity and Capital Resources

For the quarter ended January 31, 2013, the Company has a net loss of \$834,702 and negative cash flow from operating activities of \$791,019 compared to a net loss of \$1,538,736 and negative cash flow from operating activities of \$1,044,439 for the same period in fiscal year 2012. As a result of recurring losses over the Company's history, the Company has accumulated deficit of \$54,851,967 as at January 31, 2013. The accounts payable and accrued liabilities have increased to \$3,230,253 as of January 31, 2013 from \$2,604,787 as of January 31, 2012.

Net cash provided by financing activities in the second quarter of fiscal 2013 was \$483,112 as compared to \$6,074 for fiscal 2012. In 2013, the financing activities consisted mainly of the issuance of shares through a non-brokered private placement. No shares were issued in the fiscal year 2012.

Net cash provided by investing activities in the second quarter of fiscal 2013 was \$nil as compared to negative \$100,530 for the same period in fiscal year 2012. The investment activities include deposits and leasehold improvements.

The Company has suffered recurring losses from operations and currently the revenues do not generate enough cash to sustain its operations. Its ability to conduct operations, including the commercialization of its technologies, development of new technologies and the acquisition of additional technologies is dependent on its ability to raise funds as needed.

At January 31, 2013 the Company had \$79,842 in cash and cash equivalents, a decrease of \$531,633 from \$611,475 cash and cash equivalents available at January 31, 2012. The consolidated working capital was \$(3,160,549) at January 31, 2013, a decrease of \$1,345,261 from \$(1,815,288) of consolidated working capital at January 31, 2012. The decrease in working capital mainly resulted from the decrease in cash and increase in accounts payable & accrued liabilities.

The Company has disclosed in Note 1(b) to the financial statements that there was substantial doubt as to the ability to continue as a going concern.

Share Capital

Set out below is the outstanding share data of the Company as at January 31, 2013. For additional details, see Note 4 of the consolidated interim financial statements for January 31, 2013.

At January 31, 2013	Number outstanding
Common shares	73,676,032
Stock options	12,925,000
Common share purchase warrants	8,748,722
Agent's warrants	1,177,586

Outstanding options represent a total of 12,925,000 common shares issuable. At January 31, 2013, 11,140,000 of these options were exercisable and would provide proceeds of \$6,684,000 to the Company if all the vested options were exercised in full. The exercise of these options is completely at the discretion of the holders and the Company has no indication that any of these options will be exercised.

At January 31, 2013 the Company had outstanding 8,748,722 common shares purchase warrants of which 4,450,000 are exercisable at \$0.55 per share expiring on February 8, 2015; 1,686,500 are exercisable at \$0.55 per share expiring on February 17, 2015, 2,140,000 are exercisable at \$0.50 per share expiring on October 10, 2014 and 472,222 are exercisable at \$0.50 per share expiring on December 3, 2014 .

At January 31, 2013 the Company had outstanding 1,177,586 agent's and finder's warrants; 621,670 were exercisable at \$0.70 per share expiring on February 9, 2013; 209,650 were exercisable at \$0.70 expiring on February 17, 2013; 299,600 are exercisable at \$0.50 expiring on October 10, 2014; and 46,666 were exercisable at \$0.50 expiring on December 3, 2014.

Subsequent Event

On March 28, 2013, the Company announced a non-brokered private placement of 3,611,111 units of the Company at a price of \$0.36 per unit, for gross proceeds of \$1,300,000. Each unit consists of one common share and one half of one share purchase warrant. Each whole warrant entitles the holder to acquire one common share at an exercise price of \$0.50 per share for a period of 24 months. The warrant's exercise period will automatically accelerate if the common shares of the Company trade above \$1.00 for a period of 10 consecutive trading days.

The Company will pay a finder's fee equal to 7% of the gross proceeds of the sales of the shares and issued 252,778 non-transferable finder's warrants. Each finder's warrant is to entitle the holder to purchase one share at a price of \$0.50 for a period of 24 months after the date that the private placements closed. All shares and warrants are to be subject to a four-month hold period.

Financial Instruments

(a) Credit risk:

Financial instruments that potentially subject the Company to concentration of credit risks include cash and restricted short term investments. The Company places its cash and restricted short term investments with high credit quality financial institutions. Short term investments are generally held in fixed rate securities. Concentration of credit risks with respect to receivables is limited.

(b) Foreign exchange risk:

Foreign exchange risk is the risk that the fair value or future cash flow of a financial instrument will fluctuate because of changes in foreign exchange rate. The Company has significant operations in Singapore, which gives rise to significant foreign currency translation risks from fluctuations and volatility of foreign exchange rate between the Canadian dollar and the Singapore dollar (SGD). A significant change in the currency exchange rates between the SGD relative to the Canadian dollar could have an effect on the Company's financial performance, financial position and cash flows. The Company does not use derivative instruments to reduce its exposure to exchange rate risk.

(c) Interest rate risk:

Interest rate risk is the risk that the fair value or future cash flows of a financial instrument will fluctuate because of changes in market interest rates. Short-term investments with fixed interest rates include guaranteed investment certificates with original maturities of greater than three months, exposing the Company to interest rate risk. The Company does not use financial instruments to mitigate this interest rate risk.

(d) Liquidity risk:

Liquidity risk is the risk that the Company will not be able to meet its financial obligations as they become due. The Company currently settles its financial obligations using cash and cash equivalents. The Company manages its liquidity risk by forecasting cash flows from operations and anticipating any investing and financing activities. Trade and other payables and Loans payable have contractual maturity of 6 months or less.

Contractual Obligations

The following table summarizes the Company's contractual obligations as at January 31, 2013, and the effect such obligations are expected to have on our liquidity and cash flows in future years. The table excludes amounts already recorded in the consolidated balance sheet as current liabilities and certain other purchase obligations discussed below:

	2013	2014	2015	2016
Rental leases	\$65,920	\$ 68,898	\$ 28,707	\$ -
Research Contracts	\$ 39,942	\$ 50,942	\$ 60,942	\$ 60,942

Purchase orders for third party components, finished goods and other goods and services are not included in the above table. Management is not able to determine the aggregate amount of such purchase orders that represent contractual obligations, as purchase orders may represent authorizations to purchase rather than binding agreements. For the purpose of this table, contractual obligations for purchase of goods or services are defined as agreements that are enforceable and legally binding on the Company and that specify all significant terms, including: fixed or minimum quantities to be purchased; fixed, minimum or variable price provisions; and the approximate timing of the transaction.

The Company has entered into contracts for other outsourced services. However, the obligations under these contracts are not significant and the contracts generally contain clauses allowing for cancellation without significant penalty. The expected timing of payment of the obligations discussed above is estimated based on current information. The timing of payments and actual amounts paid may be different depending on the time of receipt of goods or services, or for some obligations, changes to agreed-upon amounts.

Audit Committee

In compliance with the TSX Venture Exchange Policy 3.1 "Directors, Officers and Corporate Governance" section 10.1, the Audit Committee is comprised of three members, David Toyoda (independent), Canada; Dr. Jalil Ali (independent), Malaysia and Dr. A.F Zerrouk (CEO). Mr. Toyoda is the Chairman of the Audit Committee.

David Toyoda is a lawyer with a Bachelor of Commerce degree with honors and serves on several Boards as Director. Dr. A.F. Zerrouk has many years experience serving on the board of high tech organizations, he is a technology developer and scientific entrepreneur and founder of various technology companies. Dr. Jalil Ali has held several faculty and research positions since 1987. He is a member of OSA, SPIE and the Malaysian Institute of Physics and was head of the technology transfer and innovation department at the University Technology Malaysia.

The Audit Committee will serve until the next Annual General Meeting at which time the new Board of Directors will appoint or re-appoint the Audit Committee.

Additional Information

Additional information relating to the Company, including the Annual Information Form and its audited yearend financial statements is available on SEDAR at www.sedar.com.